

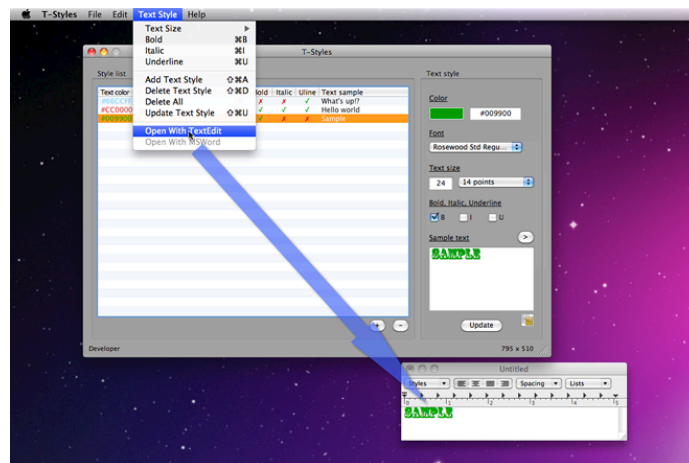
# T-Styles



Thank you for your using T-Styles.

## 1. Introduction

Change the font to this one, the text color to that one, and the text size to maybe 12 points? **T-Styles** is a simple, easy-to-use application that allows users store a number of text styles so that they can retrieve them when they need them. And you can use these text styles with other text editors like TextEdit and Stickies.

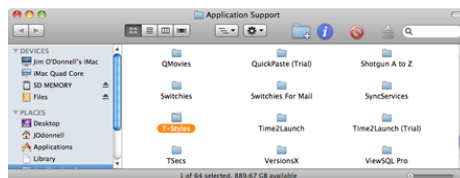


## 2. Installing T-Styles

You can give it its own folder if you like, or just drag and drop a copy of T-Styles anywhere even inside a USB drive. And you are all set. If you have installed and used the trial version of T-Styles, it is not necessary that you delete the application. You can also keep the trial version of T-Styles if you have it though we recommend that you trash it with its application data folder.

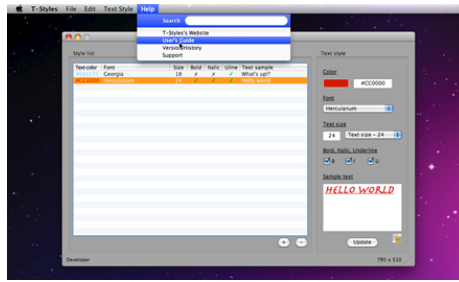
## 3. Uninstalling T-Styles

When launched for the first time, T-Styles creates a folder containing several files inside the Application Support folder, which you need to trash on top of the application file itself. You can easily locate this folder by opening **Preferences** and switching tabs to **System files**.



## 4. Using T-Styles

User's Guide is available online at <http://www.mhvt.net/quicktime/eng/tstyles/usersguide.php> so that we can update you whenever necessary.



## 5. Support

If you have any trouble with T-Styles or have questions or suggestions, please go to MacHouse Blog (<http://mchouse.mhvt.net/?p=1904>). You can also contact us by opening a support ticket at MacHouse Support (<http://support.mhvt.net/>) only if privacy needs to be protected.

T-Styles is a product of MacHouse.